

# KIMI letto . bed . lit

Divano letto trasformabile con rete elettrosaldata

**MATERASSO DI SERIE**  
LUXURY H. 12 cm

## STRUTTURA

Struttura in multistrato di legno e altri derivati del legno

## IMBOTTITURA

Poliuretano espanso a densità differenziate e falda di ovatta acrilica

Seduta:  
densità 32 kg x m<sup>3</sup>  
Spalliera:  
densità 21 kg x m<sup>3</sup>

## SOSPENSIONE SEDUTA

Cinghie elastiche ad alta resistenza

## RIVESTIMENTO

Tessuto:  
completamente sfoderabile  
Ecopelle:  
parzialmente sfoderabile

## OPTIONAL

- piedino CIMABUE H. 12 cm

Sofa bed with metal rigid electrowelded grid

**MATTRESS STANDARD**  
LUXURY H. 12 cm

## STRUCTURE

Framework in poplar, fir and various derivatives

## UPHOLSTERY

Polyurethane foam - various densities + acrylic wadding

Seats:  
density 32 kg x m<sup>3</sup>  
Backrest:  
density 21 kg x m<sup>3</sup>

## SEAT SUPPORT

High strength elastic straps

## COVERING

Fabric:  
fully removable  
Artificial leather:  
partially removable

## OPTIONAL EXTRA

- feet CIMABUE H. 12 cm

Canapé lit transformable avec sommier électrosoudé

**MATELAS STANDARD**  
LUXURY H. 12 cm

## STRUCTURE

Sapin peuplier, multiplis et panneaux de particules

## GARNISSAGE

Mousse polyuréthane expansé haute résilience

Assises:  
densité 32 kg x m<sup>3</sup> + couche acrylique  
Dossier:  
densité 21 kg x m<sup>3</sup> + couche acrylique

## SUSPENSION D'ASSISE

Sangles élastiques haute résistance

## REVEITEMENT

Tissu:  
totalement déhoussable  
PVC:  
partiellement déhoussable

## OPTION

- pied CIMABUE H. 12 cm

# KIMI fisso/relax . fixed/relax . fixe/relax

## STRUTTURA

Struttura in multistrato di legno e altri derivati del legno

## IMBOTTITURA

Poliuretano espanso a densità differenziate e falda di ovatta acrilica

Seduta:  
densità 32 kg x m<sup>3</sup>  
Spalliera:  
densità 21 kg x m<sup>3</sup>

## SOSPENSIONE SEDUTA

Cinghie elastiche ad alta resistenza

## RIVESTIMENTO

Tessuto:  
completamente sfoderabile  
Ecopelle:  
parzialmente sfoderabile

## OPTIONAL

- relax elettrico  
- piedino CIMABUE H. 12 cm  
- batteria ricaricabile

## STRUCTURE

Framework in poplar, fir and various derivatives

## UPHOLSTERY

Polyurethane foam - various densities + acrylic wadding

Seats:  
density 32 kg x m<sup>3</sup>  
Backrest:  
density 21 kg x m<sup>3</sup>

## SEAT SUPPORT

High strength elastic straps

## COVERING

Fabric:  
fully removable  
Artificial leather:  
partially removable

## OPTIONAL EXTRA

- motorised recliner  
- feet CIMABUE H. 12 cm  
- rechargeable battery

## STRUCTURE

Sapin peuplier, multiplis et panneaux de particules

## GARNISSAGE

Mousse polyuréthane expansé haute résilience

Assises:  
densité 32 kg x m<sup>3</sup> + couche acrylique  
Dossier:  
densité 21 kg x m<sup>3</sup> + couche acrylique

## SUSPENSION D'ASSISE

Sangles élastiques haute résistance

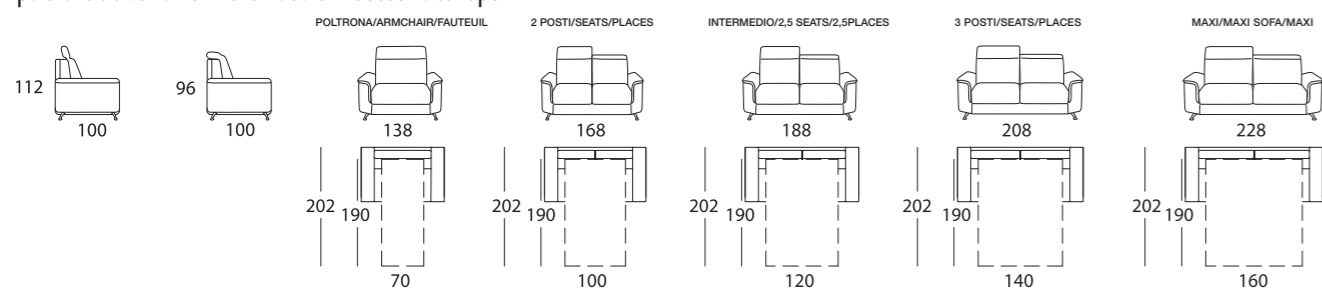
## REVEITEMENT

Tissu:  
totalement déhoussable  
PVC:  
partiellement déhoussable

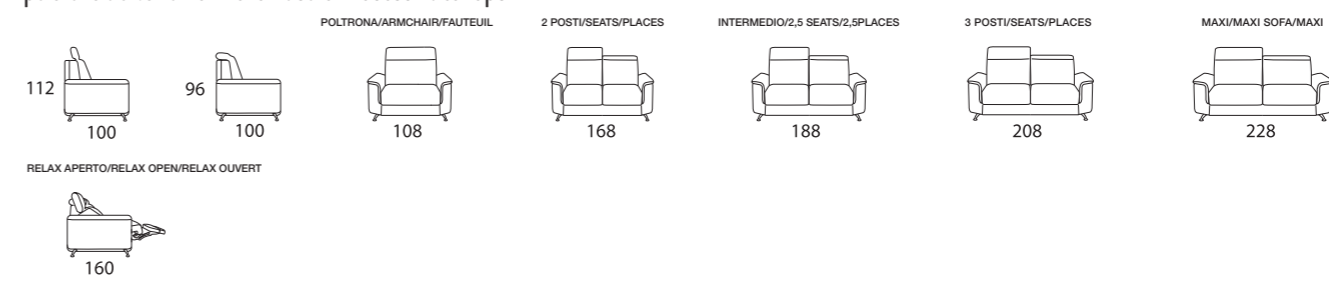
## OPTIONS

- relax électrique  
- pied CIMABUE H. 12 cm  
- batterie pour relax électrique

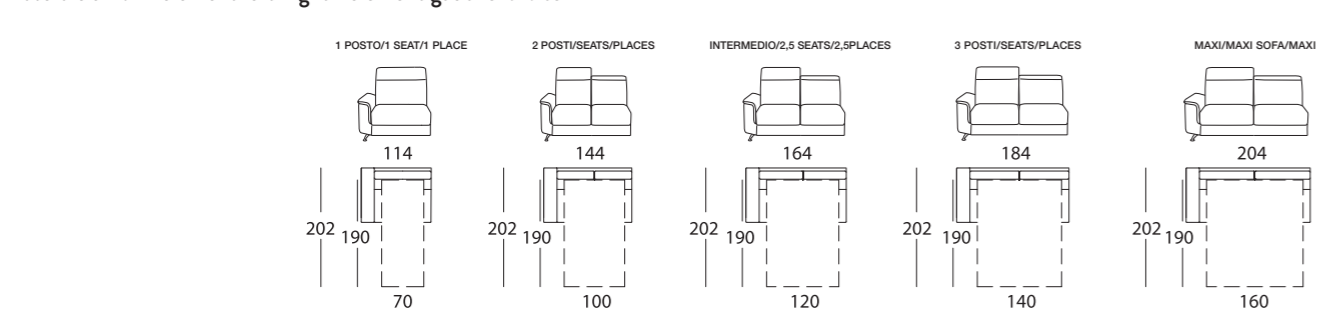
## poltrona . divano / armchair . sofa / fauteuil . canapé



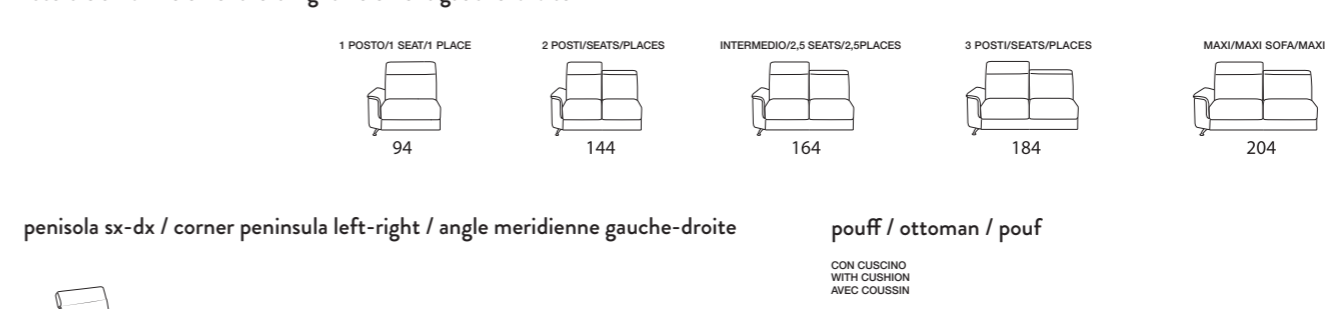
## poltrona . divano / armchair . sofa / fauteuil . canapé




## laterale sx-dx / element left-right / élément gauche-droite



## laterale sx-dx / element left-right / élément gauche-droite



## penisola sx-dx / corner peninsula left-right / angle meridienne gauche-droite



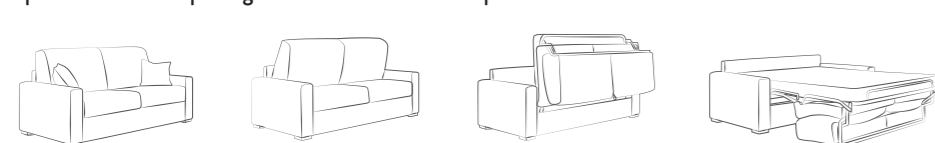
## penisola sx-dx / corner peninsula left-right / angle meridienne gauche-droite



## pouff / ottoman / pouf



## apertura divano / opening sofa / ouverture du canapé



## optional / optional extra / options

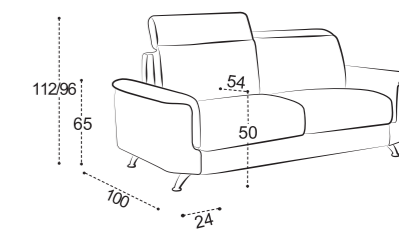


CIMABUE piedino H. 12 cm  
CIMABUE feet H. 12 cm  
CIMABUE pied H. 12 cm

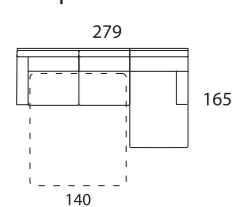
Per la versione letto e relax con piedino in metallo optional saranno presenti i piedini di sostegno della rete.

For bed and electric recliner versions with optional steel feet there will be additional feet to support the structure."

Ce modèle avec pieds métalliques en option aura de pieds de soutien sous la structure, soit en versions convertible et relax .



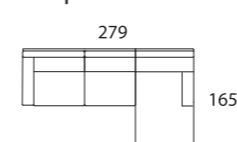
## composizione C1 / composition C1 / composition C1



laterale 3PS letto+penisola  
3PLCS side sofa bed+peninsula  
terminal 3PL lit+angle meridienne

specificare lato penisola destra o sinistra  
to specify right or left peninsula  
spécifier si chaise-longue droite ou gauche

## composizione C1 / composition C1 / composition C1



laterale 3PS fisso+penisola  
3PLCS side sofa+peninsula  
terminal 3PL fixe+angle meridienne

specificare lato penisola destra o sinistra  
to specify right or left peninsula  
spécifier si chaise-longue droite ou gauche